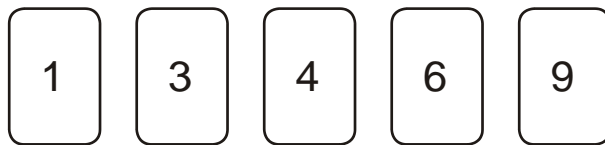


1. Here are five digit cards.



Use each card **once** to complete the statements below.



$$\boxed{} \boxed{8} > 5 \boxed{}$$

$$\boxed{} \boxed{0} < 2 \boxed{}$$

$$\boxed{} > \boxed{7}$$


2. The sum of two numbers is 100

Write in the missing digits.


$$\boxed{3} \boxed{} + \boxed{} \boxed{3} = \boxed{1} \boxed{0} \boxed{0}$$

3. Each missing digit in this sum is a **9** or a **1**

Write in the missing digits.


$$\boxed{} \boxed{} + \boxed{} \boxed{} + \boxed{} \boxed{} = 201$$

4. Each missing digit in these calculations is **2, 5 or 7**

Write in the missing digits.

You may use each digit more than once.



$$\boxed{} + \boxed{1} \boxed{8} = \boxed{} \boxed{}$$

$$\boxed{} \boxed{} \times \boxed{3} = \boxed{} \boxed{}$$

5. 17 multiplied by itself gives a **3-digit** answer.

$$\boxed{1} \boxed{7} \times \boxed{1} \boxed{7} = \boxed{2} \boxed{8} \boxed{9}$$

What is the **smallest** 2-digit number that can be multiplied by itself to give a **4-digit** answer?



$$\boxed{} \boxed{} \times \boxed{} \boxed{} = \boxed{} \boxed{} \boxed{} \boxed{}$$

6. Here are five digit cards.

0

1

4

5

8

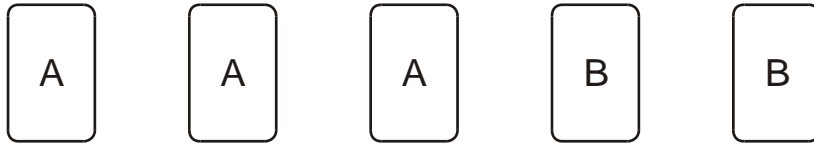
Use **all** five digit cards to make this correct.

$$\boxed{} \boxed{} \times 2 = \boxed{} \boxed{} \boxed{}$$

7. Use the digits **2, 3** and **4** once to make the multiplication which has the **greatest product**.



8. Here are five number cards.



A and B stand for two **different** whole numbers.

The sum of all the numbers on all five cards is 30

What could be the values of A and B?

$$A = \boxed{} \quad B = \boxed{}$$


9. Here are five digit cards.



Use all five digit cards once to make this sum correct.

$$\begin{array}{r}
 \boxed{} \\
 \boxed{}\boxed{} \\
 + \boxed{}\boxed{} \\
 \hline
 60
 \end{array}$$

10. Write what the **three** missing digits could be in this calculation.



--	--

 ×

--


 =

3	7	8
---	---	---

11. Here are some number cards.


4	4	4
9	9	9

Use **five of the number cards** to make this correct.



+					
<table style="margin: 0 auto; border-collapse: collapse;"> <tr> <td style="border: 1px solid black; padding: 5px 10px;">5</td> <td style="border: 1px solid black; padding: 5px 10px;">4</td> <td style="border: 1px solid black; padding: 5px 10px;">8</td> </tr> </table>			5	4	8
5	4	8			

12. Write **two numbers**, each **greater than 100**, to complete this subtraction.



--	--	--

 -


--	--	--

 =

2	0	8
---	---	---

13. Write in the **four missing digits**.

Put **one** digit in each box.




--	--

 +

--	--

 = 198

14. Write the number that is nearest to **5000** which uses all the digits **4, 5, 6** and **7**.



--	--	--	--