



## Using Google Classroom

To log into your LKS2 Google Classroom you will need to follow this link:

<https://classroom.google.com/>

You will need to log in using your school log in (the one that you use on the chrome books) followed by **@eborgardensacademy.co.uk**.

**Example:** *12joeb@eborgardensacaemy.co.uk*

If you cannot remember this log in please contact one of the class teachers in the LKS2 phase on their e-mail address (listed below):

[missmckailegpa@gmail.com](mailto:missmckailegpa@gmail.com)

[missgallagher26@gmail.com](mailto:missgallagher26@gmail.com)

[mrshaganegpa@gmail.com](mailto:mrshaganegpa@gmail.com)

[baumMrs1810@gmail.com](mailto:baumMrs1810@gmail.com)

*Your password should either be school123 or School123*

**Homework** will be posted in the google classroom each week, look in the classwork tab and in the homework folder.

*If your child is **not attending school** for any reason, they should also access the other activities in the Google Classroom if possible. On the classroom there is:*

- *Phonics (sheet and daily sound video + explanation video)*
- *Maths slides to work through and maths mania (daily)*
- *A daily reading comprehension*
- *A daily handwriting video*
- *A weekly topic lesson*
- *A weekly Spanish lesson*
- *A weekly Music lesson*
- *A weekly PSHE lesson*
- *A weekly PE activity*

***If your child is attending school, they do not need to do extra work on the Google Classroom, but should complete their homework tasks.***

*On the next pages of this letter you will find instructions how to access the google classroom on a laptop, an android phone and on an iPad or iPhone. At the end there are instructions of how to switch user if you have multiple children using the same device. Scroll down if you need support.*

*Kind regards,*

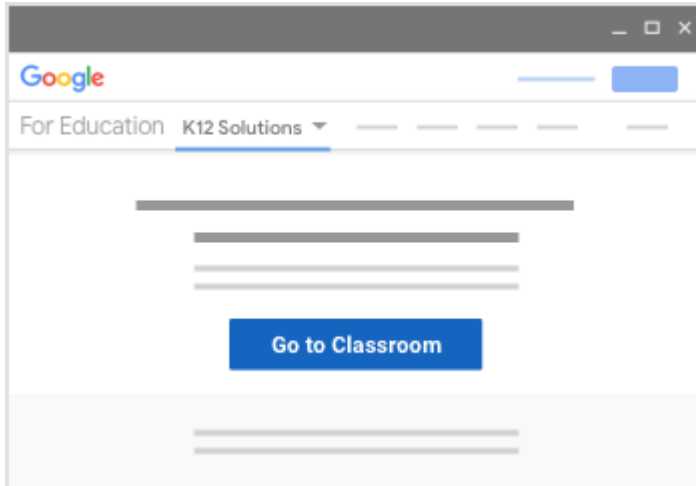
*Year 3 and 4 Teachers.*

## Ready to sign in?

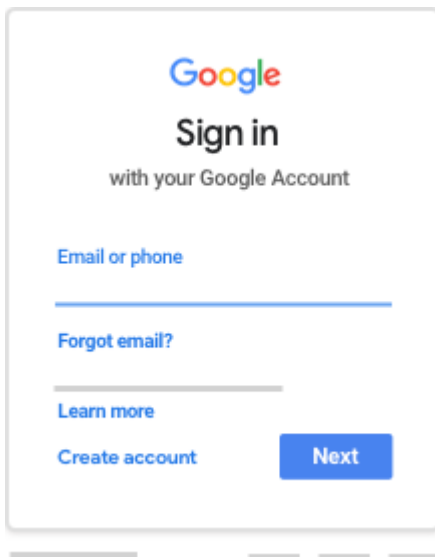
You must have an active internet connection to sign in. If you already know how to sign in to Classroom, go to [classroom.google.com](https://classroom.google.com). Or, follow the detailed steps below.

## Sign in for the first time on a computer:

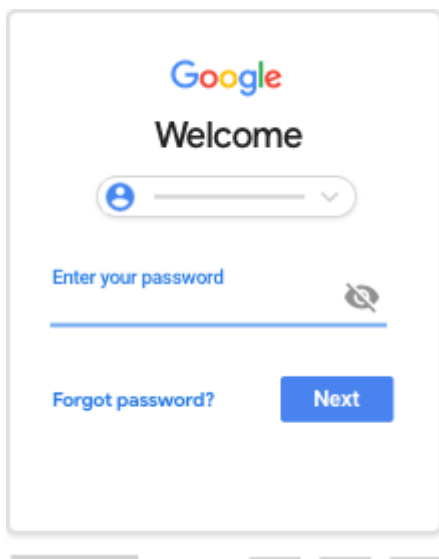
1. Go to [classroom.google.com](https://classroom.google.com) and click Go to Classroom.



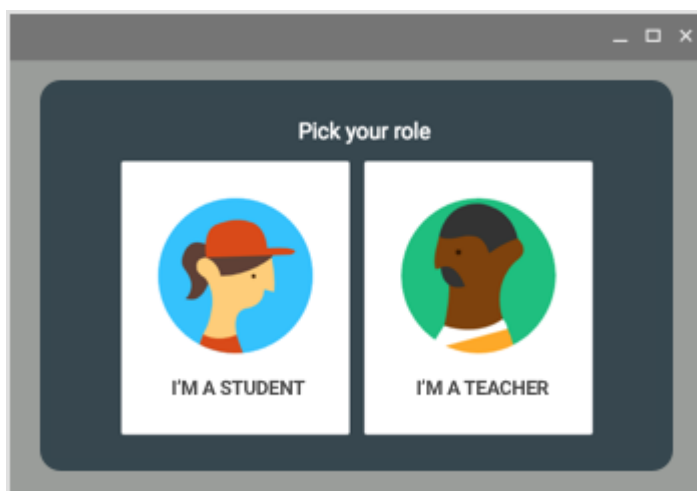
2. Enter the email address for your Classroom account and click Next.




3. Enter your password and click Next.



4. If there is a welcome message, review it and click Accept.
5. If you're using a G Suite for Education account, click I'm A Student or I'm A Teacher.  
Note: Users with personal Google Accounts won't see this option.



6. Click Get Started.

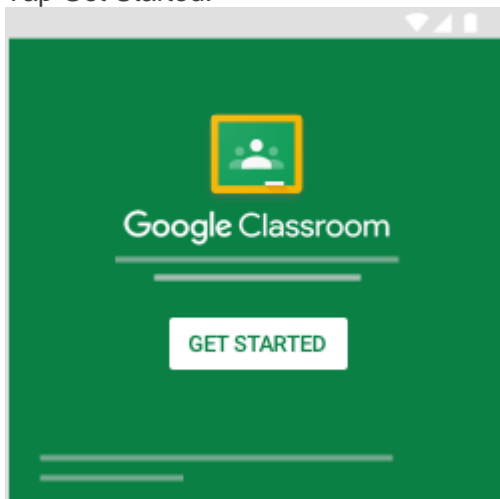


# On an Android phone, follow these instructions:

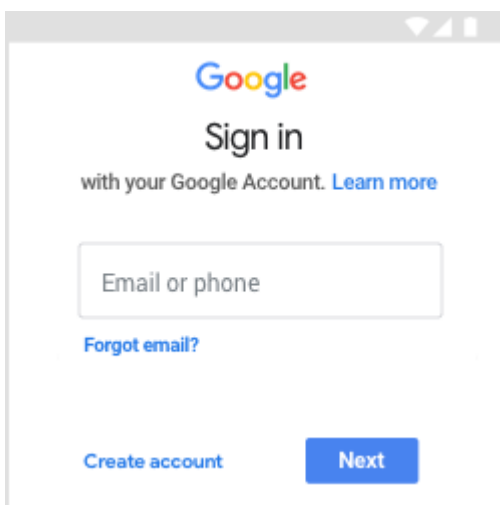
## Sign in for the first time

Before you begin: Install the Classroom app on your device. For details, see [Get the Classroom app](#).

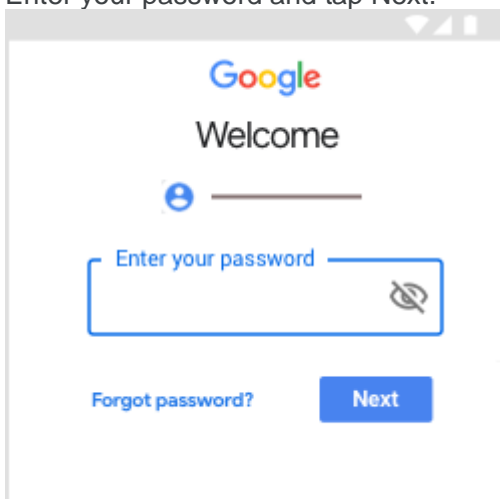
1. Tap Classroom
2. Tap Get Started.



3. Tap Add account OK.
4. Enter the email address for your Classroom account and tap Next.

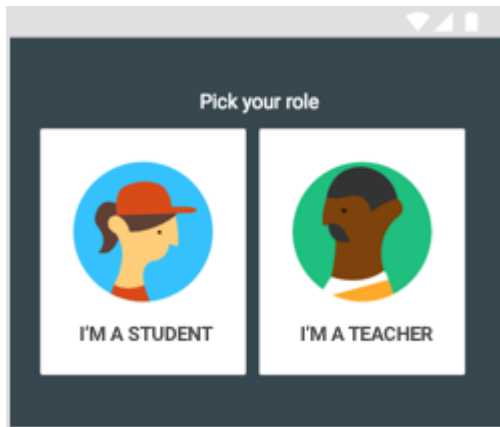


5. Enter your password and tap Next.



6. If there is a welcome message, review it and tap Accept.
7. Review the Terms of Service and Privacy Policy and tap I agree.

8. If you are using a G Suite for Education account, tap I'm A Student or I'm A Teacher.  
Note: Users with personal Google Accounts won't see this option.




# On an iPhone or Ipad, follow these instructions:

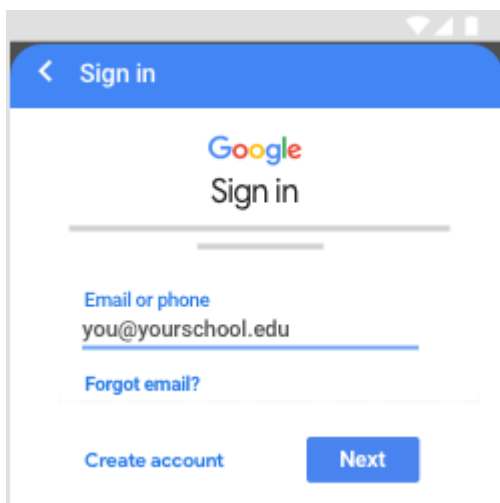
## Sign in for the first time

Before you begin: Install the Classroom app on your device. For details, see [Get the Classroom app](#).

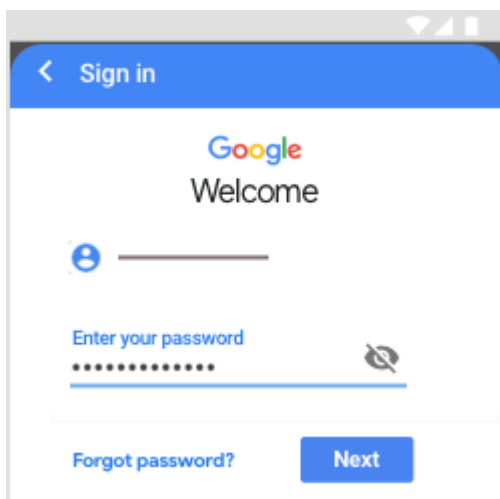
1. Tap Classroom
2. Tap Get Started.



3. Tap Add account.
4. Enter the email address for your Classroom account and tap Next.

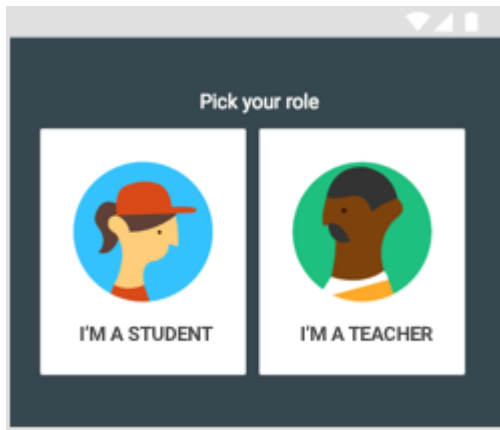


5. Enter your password and tap Next.



6. If there is a welcome message, read it and tap Accept.

7. If you are using a G Suite for Education account, tap I'm A Student or I'm A Teacher.  
Note: Users with personal Google Accounts won't see this option.



8. (Optional) To receive Classroom notifications, tap Allow.

## Switch to a different account

If you're signed in to multiple accounts and need to switch to the account you use with Classroom:

1. At the top, tap your profile image or initial.
2. Select or add the account.

**If you have multiple children using the same computer or device, you will need to switch user to get in to their correct Google Classroom. Follow the instructions below.**

## Switch to a different account

If you're signed in to multiple accounts and need to switch to the account that you use with Classroom:

1. At the top, click your profile image or initial.
2. Select the account.